













Elite Level 2: Final Individual Positions

POS	No	Name	Team					APP			PPP	TOTAL
1	207	Victor Yeo	South West	9.150	9.600	9.600	9.200	9.900	9.900	9.800	9.800	76.950
2	211	Tobie Watson	West Midlands	9.700	9.800	8.550	9.800	9.400	9.650	9.600	8.700	75.200
3	212	Clayton Bell	West Midlands	9.850	9.500	8.500	9.450	9.300	9.250	9.400	9.300	74.550
4	222	Isaac Frimston	South East	9.150	9.800	8.700	9.900	10.000	9.200	8.500	9.200	74.450
5	206	Elliot Bullen	South West	9.600	9.175	8.800	9.700	9.600	7.600	9.250	9.700	73.425
6	219	Rory Smith	Scotland	9.600	9.300	7.600	9.350	9.500	8.300	9.500	8.900	72.050
7	216	Jacob Edwards	Wales	8.450	9.250	8.100	9.300	9.300	8.650	9.500	8.900	71.450
8	220	Khyzaymah Saddique	Scotland	8.600	9.200	8.000	8.900	8.800	9.200	9.300	8.600	70.600
9	200	Harley Spann	North West	8.400	8.875	7.600	9.400	9.400	9.300	8.500	8.600	70.075
10	204	Edvard Servuts	North West	8.850	9.300	8.200	9.500	8.600	8.900	8.000	8.700	70.050
11	208	Leo Kirby	South West	8.750	8.400	8.350	8.800	9.550	7.700	8.050	9.500	69.100
12	213	Remell Bailey	West Midlands	7.250	9.200	8.200	9.650	8.400	8.300	9.250	8.500	68.750
13	221	Lyle Harry	South	8.250	9.500	8.450	9.300	8.800	7.850	8.650	7.800	68.600
14	205	Ibrahim Kanj	South West	8.900	8.850	8.200	8.900	9.650	7.250	9.100	7.100	67.950
15	223	Joseph Sawyer	East	8.450	9.350	7.900	8.950	9.300	7.800	9.250	6.500	67.500
16	209	Brad Lewis	South West	9.000	9.000	7.900	8.900	8.950	6.600	8.150	8.600	67.100
17	214	Daiyaan Butt	West Midlands	8.300	9.300	7.000	9.000	9.300	8.050	8.400	7.700	67.050
18	210	James Puddy	South West	8.950	8.675	7.800	9.000	9.350	5.650	8.250	9.100	66.775
19	201	Lewis Lakin	North West	8.350	8.525	7.700	9.000	9.300	7.700	8.100	7.200	65.875
20	202	Lewis Bagguley	North West	8.050	6.975	7.800	8.350	8.700	7.450	8.550	8.100	63.975
21	215	Samson Lawson	Wales	8.850	8.500	7.400	8.900	8.800	4.950	8.850	7.600	63.850
22	203	William Hood	North West	5.950	8.950	7.100	8.950	9.000	9.000	7.150	6.100	62.200
23	224	Declan Davies	East	8.150	8.100	7.000	8.850	8.900	6.350	8.900	4.100	60.350
24	226	Aidan Anderson	East	8.550	8.050	4.400	9.050	8.800	3.250	7.300	5.700	55.100
25	225	Benjamin Page	East	6.950	8.050	5.500	8.650	8.900	3.800	7.900	5.000	54.750
26	218	Fraser Lynes	Scotland	6.150	7.900	6.150	8.000	7.800	3.700	6.700	4.000	50.400

Level 2 Team Scores

POS	Team					APP			PPP	TOTAL
1	South West	36.700	36.625	34.950	36.800	38.700	32.450	36.400	38.100	290.725
2	West Midlands	35.100	37.800	32.250	37.900	36.400	35.250	36.650	34.200	285.550
3	North West	33.650	35.650	31.300	36.850	36.400	34.900	33.150	32.600	274.500
4	East	32.100	33.550	24.800	35.500	35.900	21.200	33.350	21.300	237.700